

Requirement of Photograph for Indian Passport

Sample Photo Requirements

The photograph should be in colour and of the size of 2 inch x 2 inch (51 mm x 51 mm).

The photo-print should be clear and with a continuous-tone quality.

It should have full face, front view, eyes open.

Photo should present full head from top of hair to bottom of chin.

Center head within frame.

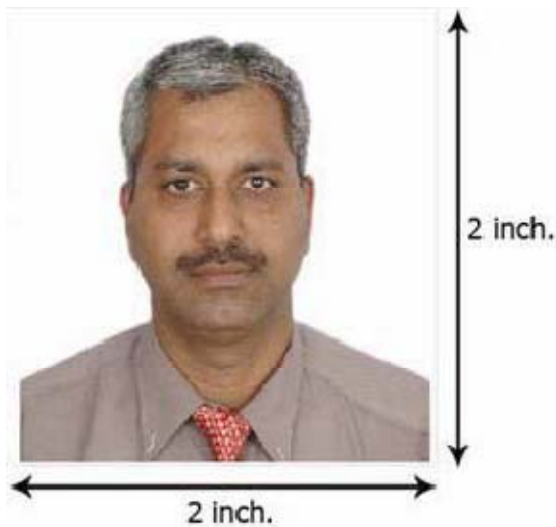
The background should be a plain white or off-white.

There should not be any distracting shadows on the face or on the background.

Head coverings are not permitted except for religious reasons, but the facial features from bottom of chin to top of forehead and both edges of the face must be clearly shown.

The expression on the face should look natural.

Sample of the Photo



Do's and Dont's for a Proper photo

The photo should capture full face, front view, with eyes open.

The head should be in the centre of the frame.

There should be no distracting shadows on the face or background.

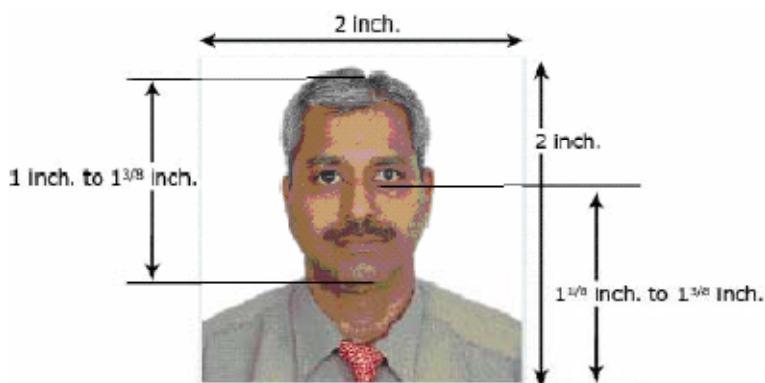
Samples



distracting background not centered

Make sure photo presents full head from top of hair to bottom of chin; height of head should measure 1 inch to 1-3/8 inches (25 mm to 35 mm). Make sure eye height is between 1-1/8 inches to 1-3.

Sample



Lighting on face and background

The light should be even and balanced to avoid shadows on the face.

Background behind the face should be properly illuminated to avoid shadows in the background.

Samples



shadows behind head



shadows across the face



Photograph Print Properties

The photograph should be in size 2 inch x 2 inch (51 mm x 51 mm) and in colour.

Print photo on thin photo paper or stock.

Ensure the print is clear and has a continuous-tone quality.

Do not retouch or otherwise enhance or soften the photo.

Samples



blurred



ink-marked/creased



Resolution and Printing Quality

High-resolution photography and printing are strongly recommended.

Both conventional and digital photography are acceptable, and conventional or digital printing methods may be used.

Resulting print should exhibit a continuous-tone quality regardless of the print method used (dye sublimation, ink jet, laser, etc.)

Digitally printed photos should be produced without visible pixels or dot patterns. Fine facial features should be discernible.

Samples



washed out colours



pixelated



Contrast and Colour

Brightness and contrast should be adjusted to present the subject and background accurately.

Photos without proper contrast or colour may obscure unique facial features. Colour should reproduce natural skin tones.

Fluorescent or other lighting with unbalanced colour may cause unwanted colour cast in the photo. Appropriate filters can eliminate improper colour balance.

Samples



looking away

unnatural skin tones


Head & Eyes- Position and Background

Head should face the camera directly and should not tilt or turned (portrait style).

Photo must show both edges of the face clearly.

The eyes must be open, level and clearly visible and must not be covered by hairs or eyeglass frames.

Samples



hairs across eyes

eyes closed

Eyeglasses

Glare on eyeglasses should be avoided with a slight upward or downward tilt of the head.

No tinted or dark glasses.

Samples



dark tinted lenses



flash reflection on lenses



Head coverings are not permitted except for religious reasons, but the facial features from bottom of chin to top of forehead and both edges of the face must be clearly shown.

Samples



face covered



shadows across face



Exposure and Lighting

There should not be any overexposure or under-exposure which results in an unusable photo.

There should be a three-point balanced lighting. Facial features should be clearly evident in the photo.

Lighting should be adjusted to avoid shadows on the face or background. Diffuse sources of light, such as umbrella lights, are preferable to point sources.

Samples



too dark


too light

Flexibility in Childrens' photographs

Babies under one year do not have to have their eyes open.

As regards the photograph of the children under ten years of age, requirements can be somewhat relaxed in respect of height of the face, and the position of the eyes in the photographs; and in case of babies and infants also, the position of the face, the facial expression, the eyes and the line of sight can have some relaxation. However, a frontal photograph with clarity is required for children. It should show the child alone (no chair backs, toys or other people visible), looking at the camera with a neutral expression and the mouth closed.

Samples



shows background

mouth open and
toy close to face

Photographs taken with a digital camera should be of high quality colour.

